

Finance Presentation

Funding Overview



September 25, 2018

SF SANTA FE
COLLEGE

Primary Funding

- **Allocations from states, counties & local governments**
- **Student Tuition and Fees**
- **Federal Assistance: Financial Aid**

Florida College System Funds

Current Funds

1 – Unrestricted-Operating

2 – Restricted-Grants & Contracts, Student Activity Fees

3 – Auxiliary-Bookstore, Food Court, Beverage & Snacks

5 - Scholarships

Non-Current Funds

4 – Loan-Federal Program

6 - Agency

Plant Funds

7 - Unexpended Plant-Construction, Renovation & Remodeling

8 - Debt Services

9 - Investment in Plant



Current Unrestricted Fund

a.k.a.

Operating Fund

a.k.a.

Fund One

- **Budget approved by District Board of Trustees annually**
- **Amended as required**
- **Unexpended Funds return to “Fund Balance”**

Fund 1 - Current Unrestricted

Operating Budget

Sources of Funds (Revenues)

State

- **State Appropriations**
2018-19 SF \$41,594,924 or 51%
- **Performance Funding**
2018-19 SF \$1,125,549 or 1.4%

Fund 1 - Current Unrestricted

Operating Budget

Sources of Funds (Revenues)

Student Fees : 2018-19 SF \$33,817,161 or 41.5%

Tuition (Resident & Non-Resident) \$29,536,161

Laboratory \$1,574,000

Technology \$1,313,000

Distance Learning Course User Fee \$813,000

Access \$567,000

Testing \$14,000

Fund 1 - Current Unrestricted

Operating Budget

Sources of Funds (Revenues)-Tuition

Credit Courses Lower Division (Advanced and Professional, Postsecondary Vocational, Developmental Education, and Educator Preparatory)

The fee per semester hour for credit courses lower division shall be assessed according to the following schedule:

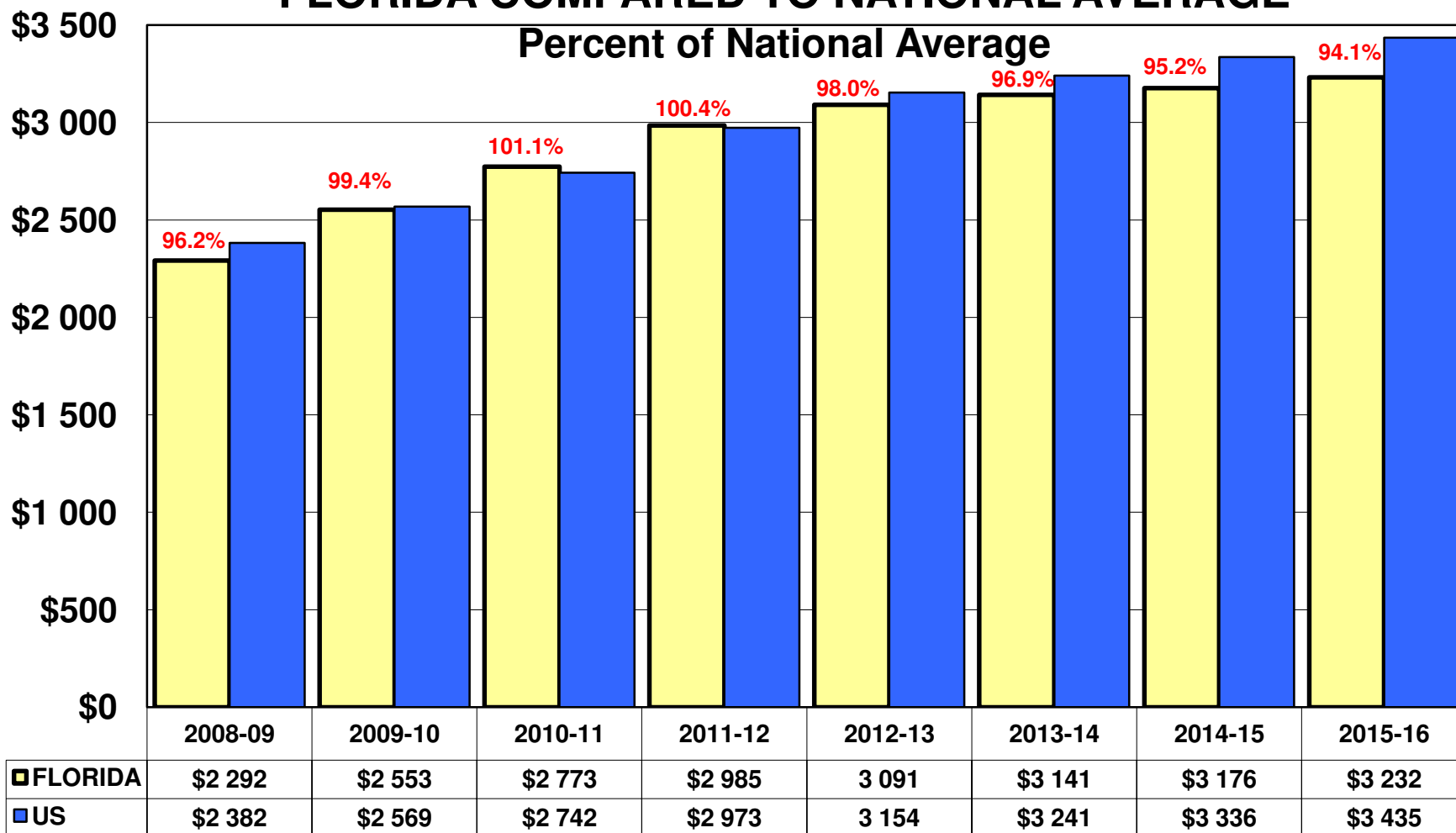
	<u>Florida Residents</u>	<u>Non-Florida Residents</u>
Fall, Spring, Summer Terms	\$101.77	\$377.90

The allocation of the per semester hour fee shall be as follows:

<u>Florida Residents</u>		<u>Non-Florida Residents</u>	
Tuition	\$ 77.98	Tuition	\$ 77.98
Capital Improvement	8.66	Non-Resident Tuition	231.12
Financial Aid	3.83	Capital Improvement	31.67
Student Activities	7.80	Financial Aid	15.33
Technology	3.50	Student Activities	7.80
Total	<u>\$101.77</u>	Technology	14.00
		Total	<u>\$377.90</u>

FL College System Student Fees

FLORIDA COMPARED TO NATIONAL AVERAGE

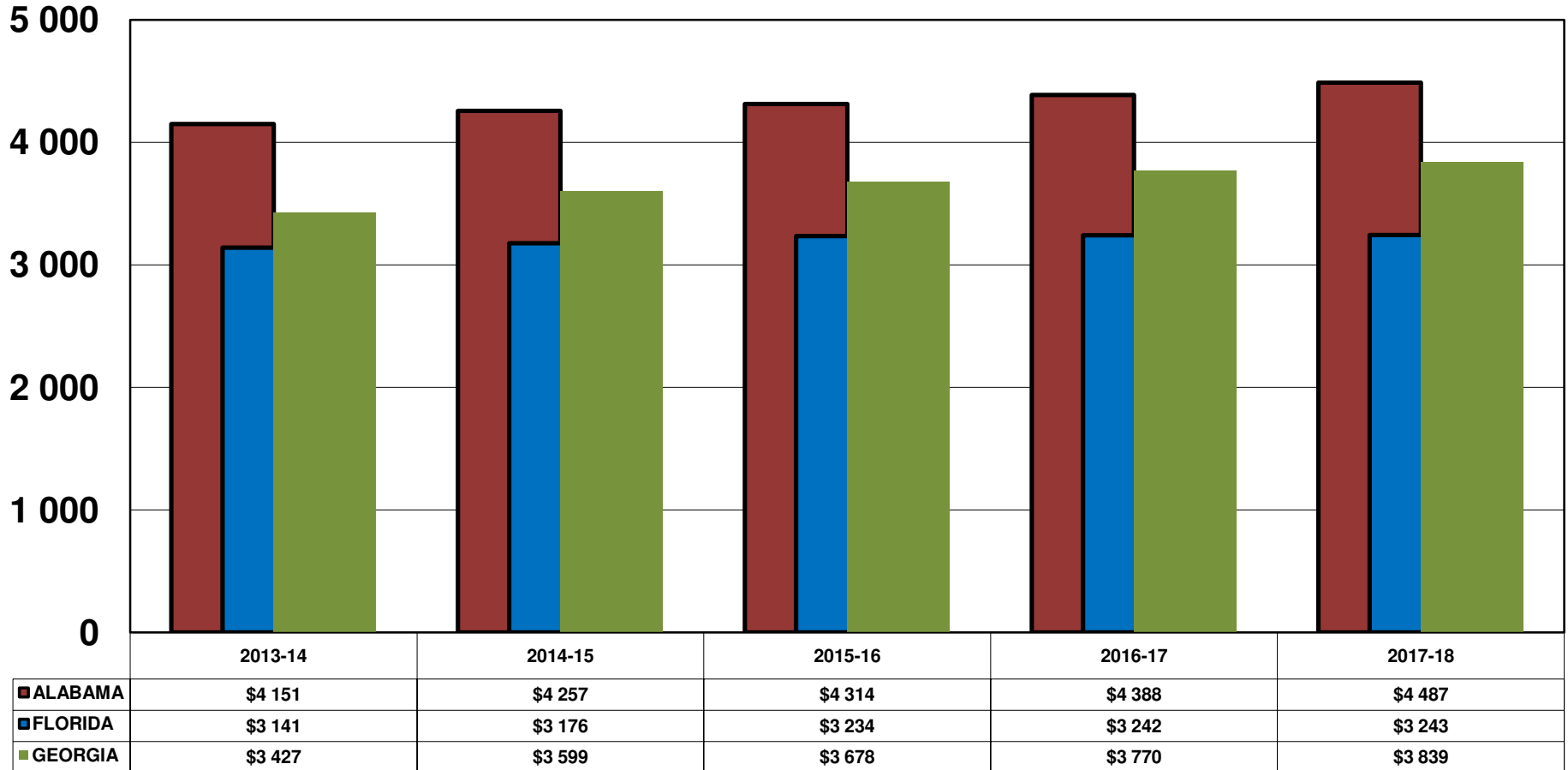


Notes: Fees are for Academic Year (30 credit hours) In Current Dollars

Sources: The College Board, Annual Survey of Colleges.

FL College System Student Fees

FLORIDA COMPARED TO SOUTHERN STATES



Notes: Fees are for Academic Year (30 credit hours)
 Sources: The College Board, Annual Survey of Colleges

FL College System : FEES 2017-18*

CREDIT PROGRAMS RESIDENT STUDENTS FEE PER CREDIT HOUR COLLEGE	TOTAL TUITION & DISCRETIONARY FEES	TOTAL TUITION & FEES FOR ACADEMIC YEAR
MIAMI DADE	115.22	3,456.60
BROWARD	111.90	3,357.00
ST. PETERSBURG	111.75	3,352.50
FLORIDA SOUTHWESTERN	111.36	3,340.80
POLK	111.22	3,336.60
FLORIDA KEYS	109.22	3,276.60
ST. JOHNS RIVER	108.00	3,240.00
CENTRAL FLORIDA	107.10	3,213.00
LAKE SUMTER	105.73	3,171.90
PASCO-HERNANDO	105.18	3,155.40
FL STATE COLLEGE AT JACKSONVILLE	104.88	3,146.40
PENSACOLA	104.58	3,137.40
SOUTH FLORIDA	104.52	3,135.60
SEMINOLE	104.08	3,122.40
NORTHWEST FLORIDA	104.01	3,120.30
EASTERN FLORIDA	104.00	3,120.00
HILLSBOROUGH	103.85	3,115.50
INDIAN RIVER	103.83	3,114.90
VALENCIA	103.06	3,091.80
STATE COLLEGE OF FL. (MANATEE)	102.48	3,074.40
DAYTONA	102.38	3,071.40
FL GATEWAY (LAKE CITY)	102.32	3,069.60
CHIPOLA	102.00	3,060.00
SANTA FE	101.77	3,053.10
PALM BEACH	101.00	3,030.00
TALLAHASSEE	100.83	3,024.90
NORTH FLORIDA	99.80	2,994.00
GULF COAST	94.80	2,844.00
AVERAGE	105.03	3150.93

*Estimated

REVENUES

Student Fee Comparisons *Lower Level Courses*

	<u>2017-2018</u>	<i>Proposed</i> <u>2018-2019</u>
Cost of tuition & fees for 30-credit year @ SF	\$3,053	\$3,053
FL College System Average	\$3,151	\$3,151 *
U.S. Public 2-Year Average	\$3,810	N/A
University of Florida	\$6,381	\$6,381 *
Florida Universities	\$6,363	\$6,363 *

*estimated

Fund 1 - Current Unrestricted

Operating Budget

Sources of Funds (Revenues)-Laboratory Fee

Florida Statutes 1009.22 (9) *Workforce development postsecondary student fees* and 1009.23 (12) *Community college student fees* allow the assessment of user fees. These fees shall not exceed the cost of the services provided and shall only be charged to persons receiving the service. At Santa Fe College, laboratory fees are assessed to students who are enrolled in classes that, because of their nature, require special funding not provided by regular tuition. Examples of items that would fall within the College's definition of "unusual costs" include but are not limited to the following:

- Specialized instructional software
- Specialized instructional equipment
- Equipment and software maintenance agreements
- Substantial photocopying
- Tutors, student assistants, and lab assistants
- Pass-through costs from third parties
- Instructional videos or tapes
- Instructor certification programs and required continuing education
- Liability insurance
- Hazardous materials-related charges
- Differential faculty pay when market adjustment is necessary

Fund 1 - Current Unrestricted

Operating Budget

Sources of Funds (Revenues)-Technology Fee

Florida Statutes 1009.22 and 1009.23 allow the assessment of a technology fee. The fee may not exceed 5 percent of tuition per credit hour or credit-hour equivalent. Revenue generated from the fee shall be used to enhance instructional technology resources for students and faculty.

Fund 1 - Current Unrestricted

Operating Budget

Sources of Funds (Revenues)-Distance Learning Fee

Distance Learning Course User Fee

A \$10 per credit hour fee will be charged to students who enroll in online courses. Online courses are those courses where instruction is delivered 100% online and students may come onsite only for course orientation or proctored assessment. The refund policy for this fee is stated below in the section entitled Refund of Course Tuition and Fees.

Fund 1 - Current Unrestricted

Operating Budget

Sources of Funds (Revenues)-Access

Access Fee

A maximum of \$2.00 per credit hour access fee will be charged to students enrolling in credit courses and non-credit postsecondary adult vocational courses. The refund policy for this fee is stated below in the section entitled Refund of Course Tuition and Fees.

Fund 1 - Current Unrestricted

Operating Budget

Sources of Funds (Revenues)-Testing

Assessment and Testing Fee

A \$30 test fee will be charged by the College for non-SF students for whom the College administers any college placement test, TABE (Test of Adult Basic Education), critical thinking test, or any other similar tests. A \$30 fee per test will be charged by the College to SF students for any test administered for a student more than once. A \$30 fee per exam will be charged for SF department credit by examinations. All such fees are non-refundable and non-transferable.

Fund 1 - Current Unrestricted

Operating Budget

Sources of Funds (Revenues)

Other: 2018-19 SF \$4,978,258 or 6.1%

Contracted Instruction

Indirect Cost Recovery

Transfer from Other Funds

Interest Earnings

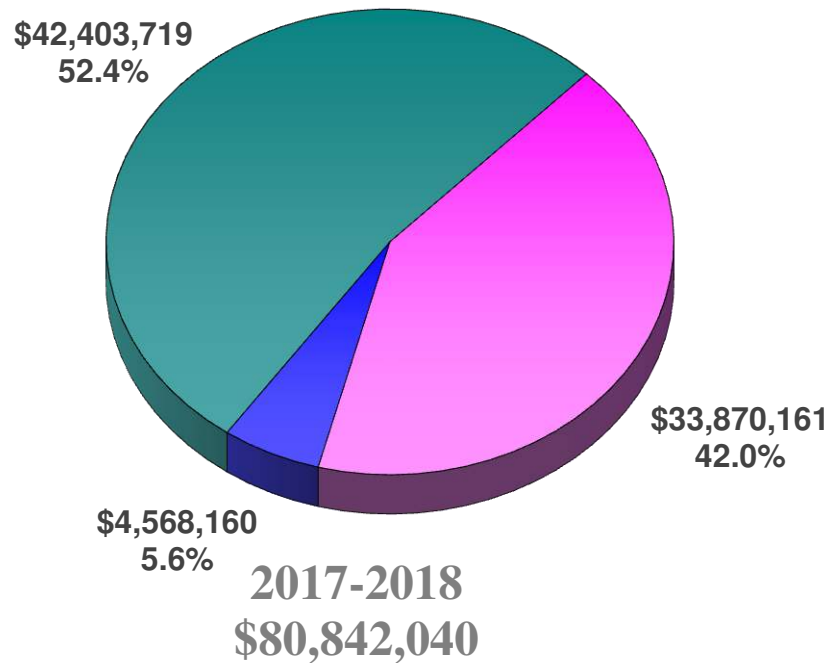
Use of Facilities

Fiscal Agent Fees

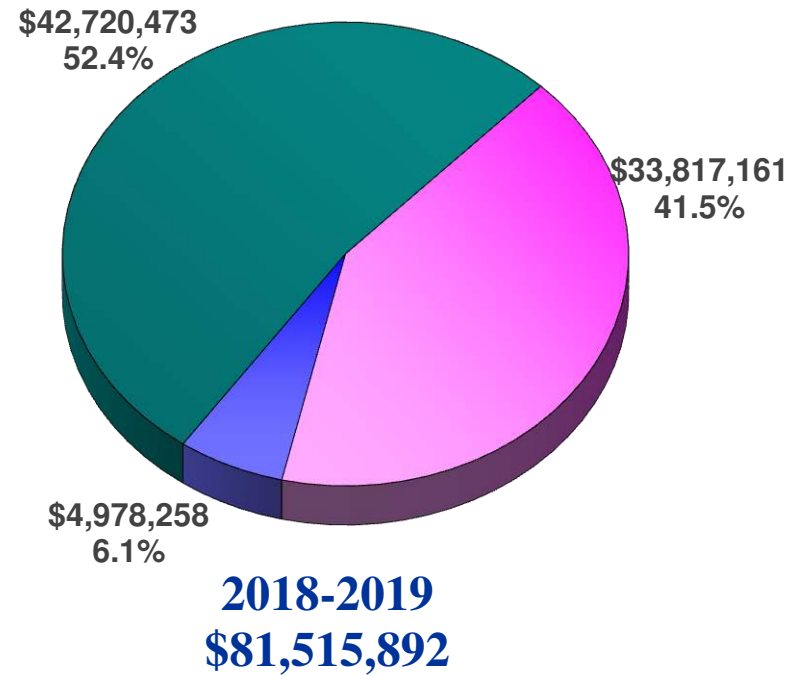
Instructional Agreements

TOTAL RECURRING REVENUE BY SOURCE

2017-2018



2018-2019

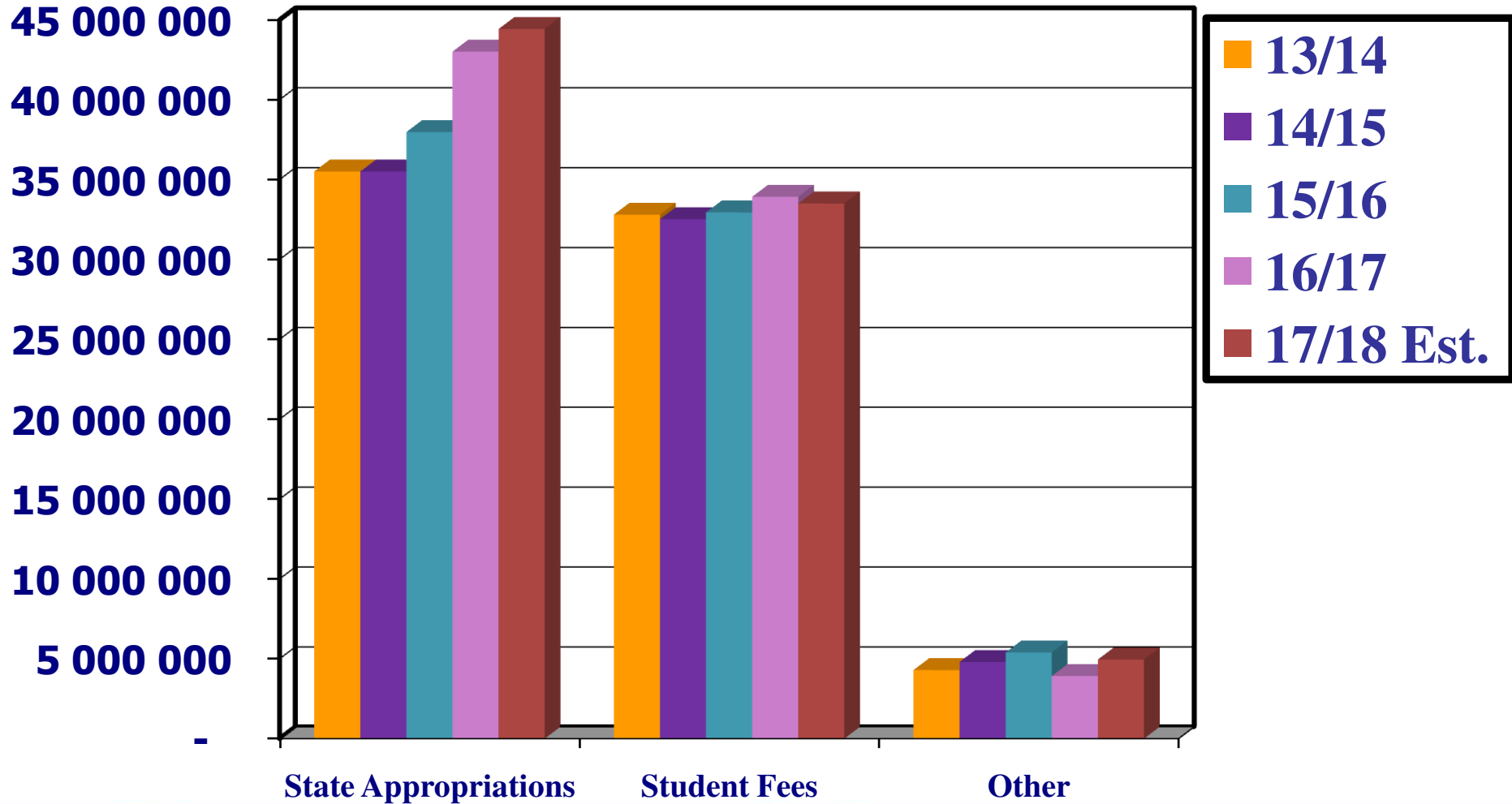


State

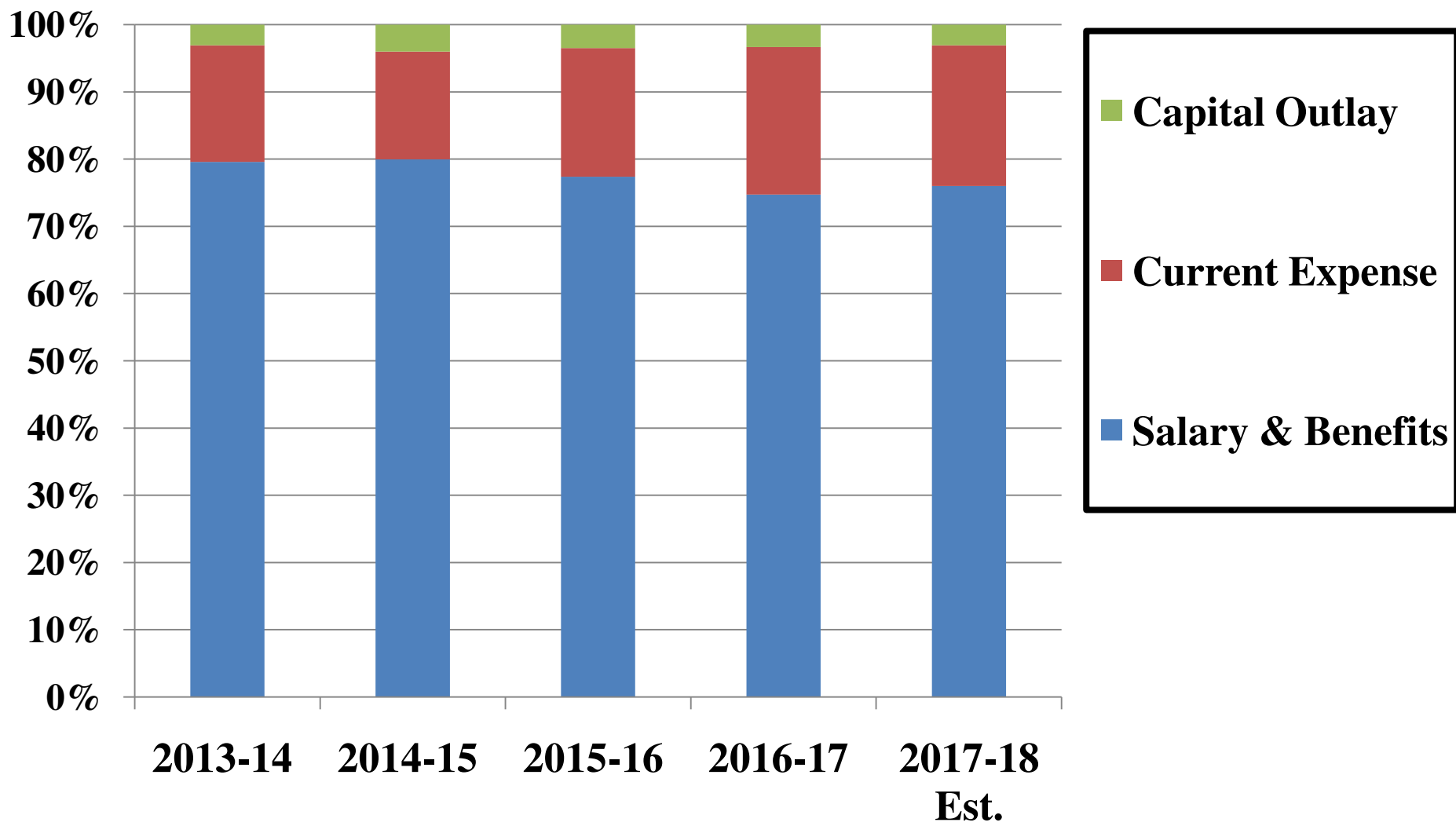
Student Fees

Other

ACTUAL OPERATING REVENUE



ACTUAL EXPENDITURES



BUDGETED RECURRING EXPENDITURE ALLOCATIONS

\$81,609,215

Salary and Benefits

\$ 63,656,153

Current Expenses

<i>Utilities & Communications</i>	<i>3,111,381</i>
<i>Contracted Personnel</i>	<i>2,515,518</i>
<i>Professional & Other Contracted Services</i>	<i>2,438,496</i>
<i>Educational & Office Materials & Supplies</i>	<i>2,450,114</i>
<i>Professional Develop/Scholarships/Waivers</i>	<i>1,562,712</i>
<i>Repairs & Maintenance, Materials/Supplies</i>	<i>1,330,421</i>
<i>Insurance (Property, WC, GL, etc.)</i>	<i>994,704</i>
<i>Bad Debt & Financial Processing Fees</i>	<i>850,655</i>
<i>Software</i>	<i>811,506</i>

BUDGETED RECURRING EXPENDITURE

ALLOCATIONS cont.

<i>Library Resources</i>	<i>273,000</i>
<i>Printing</i>	<i>206,688</i>
<i>Freight & Postage</i>	<u><i>154,471</i></u>
Current Expense Total	\$ 16,699,666
Capital Outlay (Technology & Library)	\$ 1,253,396

PROCESS

Developed as a component of College Planning

Trustees Retreat

Strategic Planning Discussion at each Board Meeting

Employee → Department → Division Involvement

College Forums/Senate/Career Service Council/

Student Government

Advisory Committees (College)

- Salary and Benefits
- Professional Development
- Technology

PROCESS

Advisory Committees (Career and Technical Programs)

College Resource and Planning Council (RPC)

President's Budget Committee

College wide Faculty & Staff Meetings

Board of Trustees Final Review, Decision and Approval

Restricted Grants, Contracts & Student Activities

Grants & Contracts

SF 2017-18 \$4,062,585



2018-2019 Student Activity & Service Fee Budget

Revenue

Estimated Activity & Service Fee	\$ 2,215,820
Transportation Access Fee	853,000
Other Sales & Service	<u>15,000</u>
Total Funds Available	\$ <u>3,083,820</u>

Expenditures

Transit Services Agreement	\$ 853,000
Athletics & Fitness Center	1,080,550
Student Life Administration & Programming	873,860
Student Government/Advisor Stipends	96,720
Student Health Care Center (Contract with UF)	160,000
Fine Arts	25,600
Civic Engagement & Service	10,200
Multicultural Student Center	14,960
Student Leadership Development	11,040
International Study Abroad	9,800
Intramurals/Club Sports	9,105



2018-2019 Student Activity & Service Fee Budget

Expenditures-continued

Model UN and Model Senate

Educational Centers

Upper Division

My Brother's Keeper

Honors Program

Brain Bowl, RUE, Ethics Bowl & Math Team

Alcohol Awareness Programs



7,920

8,400

15,870

4,800

4,960

3,690

2,240

\$ 3,192,715

SANTA FE COLLEGE

2018-2019

Projected Operating Budget Auxiliary (Fund 3)



2018-2019 Projected Auxiliary Budget

Revenue

Commission/Rent	\$	972,977
Interest		2,500
		<hr/>
Total Funds Available	\$	<u>975,477</u>

Expenditures

General Operational/Administrative	\$	175,295
UF Exchange Program (900 Hrs & @ 105.77/ch)		95,193
SF Student Hardship Funding		25,000
SF EE/Dependent Waivers (900 Hrs @ 98.27ch)		88,443
Non-Mandatory Transfers to Fund 1 for Prom/PR & Hospitality		215,248
Non-Mandatory Transfer to Fund 1 for Custodial Services		38,500
Non-Mandatory Transfers Fund 5 for Student F/A Scholarships		250,000
Misc. items to add to interior of Food Court; Misc. Capital purchases/replacements; pay for print equipment		253,600
New Baseball and Softball Scoreboards		120,000
Bike Kiosk (Blount Center)		9,000
Seahorse Key Investment		15,000
Reserve		<hr/> (309,802)
		<hr/>
Total Proposed Allocation	\$	<u>975,477</u>

2017-2018 Federal Loans Program

Federal Loan Program
Disbursements-
\$17,059,116



2017-2018 SF Student Scholarships

Financial Aid Fee College-\$1,804,424

State of Florida Aid-\$3,562,125

Federal Aid-\$19,578,580

2018-2019 FIXED CAPITAL OUTLAY



Automotive · Carpentry · Custodial · Electrical · Grounds · HARV · Locksmith · Mail & Receiving · Moving · Planning & Construction · Plumbing



UNEXPENDED PLANT FUND

- **Account for resources that are available for the acquisition or construction of physical property to be used for institutional purposes and resources designated for the major repair and/or replacement of institutional property, as well as associated liabilities**
- **Funding Sources:**
 - **PECO (Public Education Capital Outlay)**
 - **CO & DS (Capital Outlay and Debt Service)**
 - **CIF (Capital Improvement Fee)**
 - **Matching Funds**
 - **Other**

STATE FUNDS

- **Sum of the Digits (General Maintenance)**
- **PECO Projects**
- **CO & DS (Capital Outlay and Debt Service)**

2018-2019 SUM OF THE DIGITS



Building Value

- Square Feet x net-to-gross conversion rate x current average new construction cost



Building Age

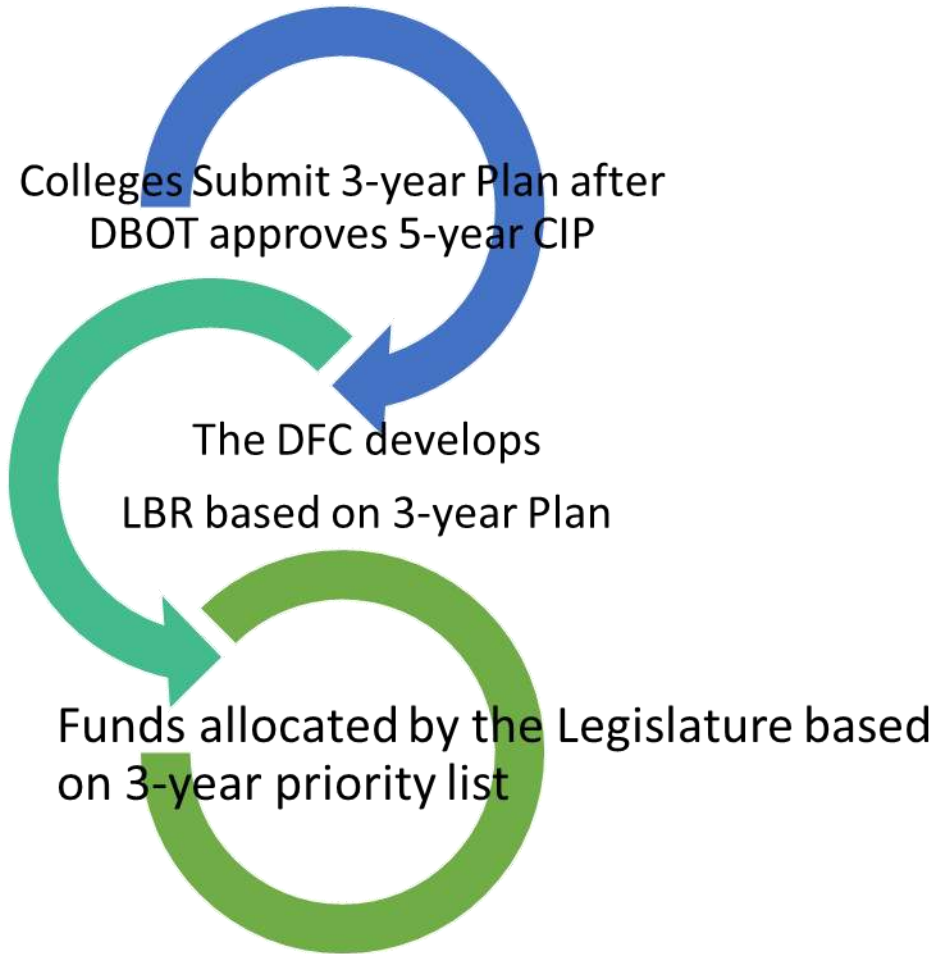
- Prior year age of building x 1, minus the prior year sum



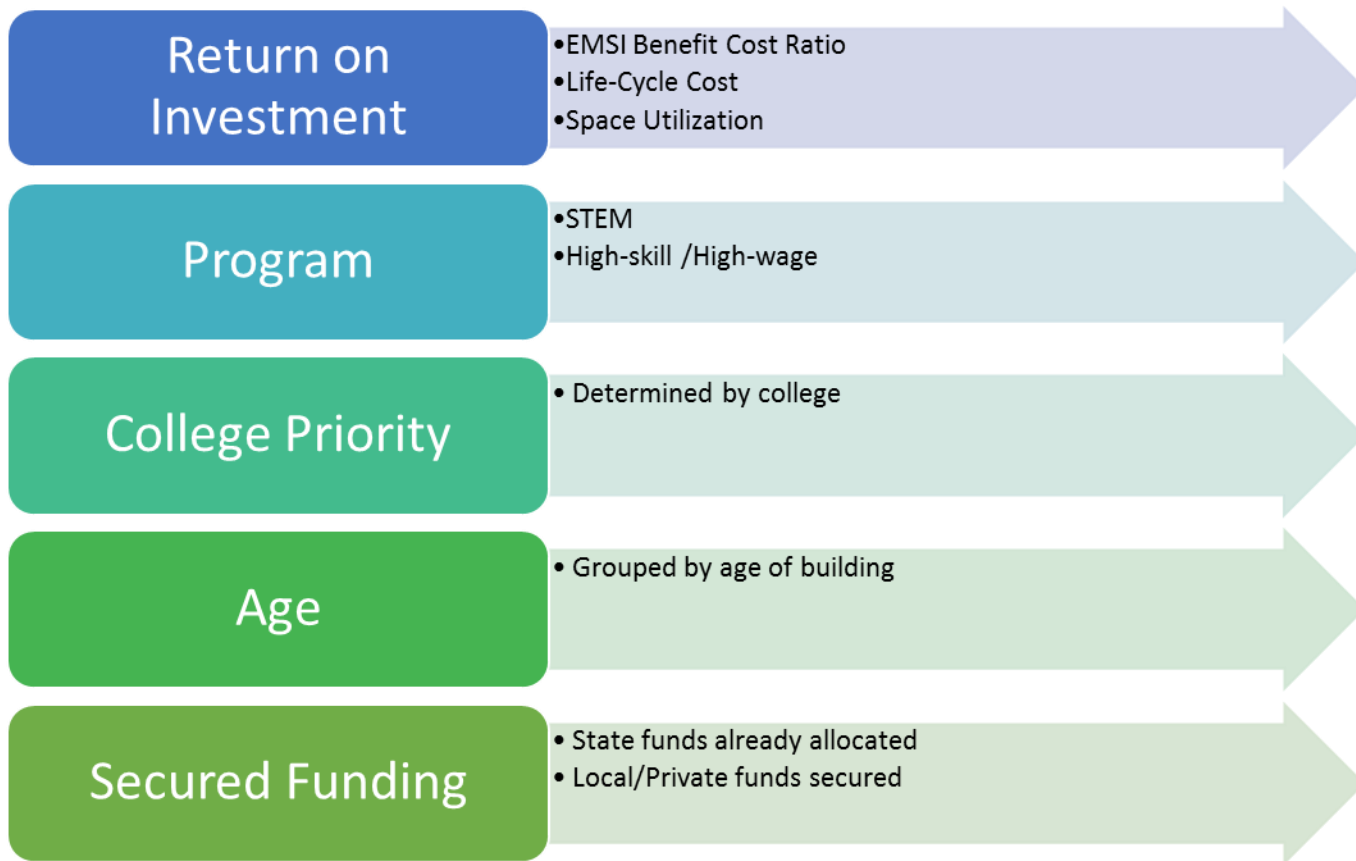
Allocation

- Sum-of-the-Years' digits (Assuming 50-year life)

FCS PECO PROJECT FUNDS

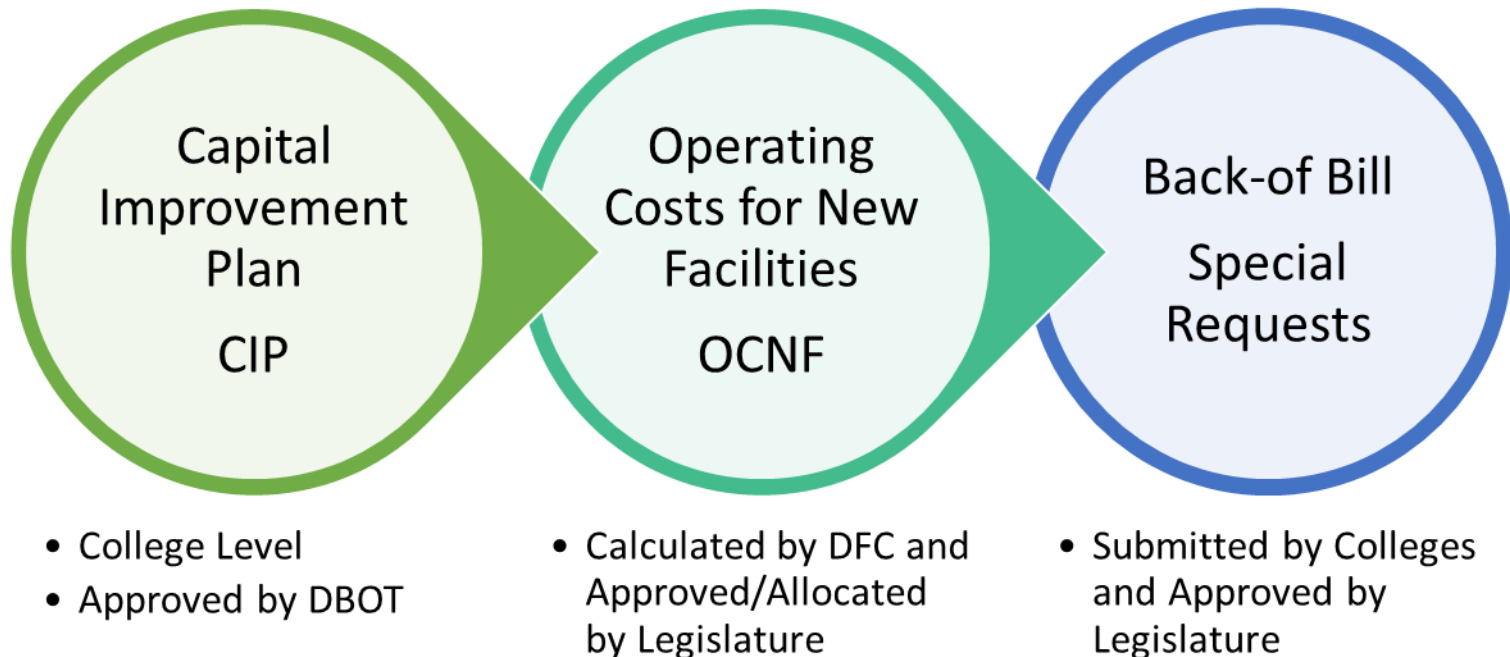


FCS PECO PROJECT LIST



LEGISLATIVE BUDGET REQUEST

Fixed Capital Outlay has three parts:



Transfer to Unexpended Plant (Fund 7)

2018-2019 Operating Budget

• Renovate Andrews Center for Upward Bound	28,000
• Netting for Ball Fields	85,000
• Matching for Alachua County Mitigation Project	37,400
• Security Upgrades Zoo	<u>50,000</u>
Transfer of Fund Balance Totaling	<u>\$ 200,400</u>

2018-2019 FIXED CAPITAL OUTLAY PROJECTS

- **New Fund Sources**

- **PECO Appropriations**

- **General Maintenance (Sum of the Digits)** \$ 977,333
 - **Construct Clsrm., Lab & Library Bldg.-DTC** \$ 5,000,000

- **Capital Improvement Fees** \$ 2,933,000
 - **Fine Arts Hall Bond Debt Payment** <\$ 1,130,075>

- **Continuing Projects** \$ 39,049,236

2018-2019

Salary Schedule



RESPECT FOR EMPLOYEES BUILT ON

- **Culture of collegiality**
- **Shared governance**

SALARY & BENEFIT SUPPORT HISTORY

- **Health Insurance-Employee benefit covered 100% *proposed to continue for 2017-18***
- **Life Insurance – Coverage 1.5 X Annual Base Salary paid 100% by College.**
- **Sick and Vacation Leave-Board of Trustees offers maximum earnings set forth in statute up to 42 days.**
- **Designation of Holidays- Board authorizes an average of 22 PAID College Holidays**

SALARY & BENEFIT SUPPORT HISTORY

- **Sick Leave Pool Program**
- **Terminal Leave Payouts-Maximum for payouts limited by statutes. Board of Trustees determines payout up to maximum and currently SF pays at maximum limits.**
- **Holiday pay- Authorized by Board of Trustees to be paid at time and ½ times hourly rate of pay for hours worked plus paid hourly rate of pay for the holiday of 8 hours, which is above what law requires.**

SALARY & BENEFIT SUPPORT HISTORY

- **Santa Fe Fee Waivers for Employees & Dependents**
 - AA 60 Credit course hours \$5,896.20
 - BAS 60 Hours Upper Level \$7,004.40
- **UF Fee Waivers**
 - Full-time employees and their dependents
 - Adjunct employees

SALARY & BENEFIT SUPPORT HISTORY

- **Professional Development Scholarships/Opportunities**
- **Wellness Program**
- **Employee Assistance Program**
- **Unlimited access to regional transit service (RTS) with valid SF ID**
- **Free Parking (Average Cost per Employee at UF \$612)**
- **Senate & Career Service Councils (Shared Governance)**
- **Grievance Policy & Procedure**

Questions?